



# NEW FAFSA GRADUATION REQUIREMENT

## AUGUST WEBINAR




OKLAHOMA STATE REGENTS  
FOR HIGHER EDUCATION

*Improving our future by degrees*



- > FAFSA Graduation Requirement Law**
- > Why is the FAFSA important?**
- > What are the requirements for schools?**
- > How to Track FAFSA Progress**
- > FAFSA Completion Resources & Support**



# FAFSA Graduation Requirement Law


Beginning with the **2024-2025** school year, students must complete and submit a Free Application for Federal Student Aid (FAFSA) in order to graduate from a public high school.\*

**Resources:**

<https://sde.ok.gov/college-career>

*\*There are opportunities for students to opt out.*





**Why is the FAFSA  
important?**

# Free Application for Federal Student Aid

The **FAFSA** is the first step in applying for financial aid.

Financial aid makes education after high school **more affordable**.



What is the FAFSA?



The U.S. Department of Education recently announced that the new 2025-26 FAFSA will be available to all students on or before December 1, 2024.

**2025-26 FAFSA**



The FAFSA is the gateway to over **\$150 billion** in federal aid and most state and institutional aid.



Oklahoma's Class of 2023 left over **\$64 million** in Pell Grants on the table.

*Source: NCAN.org*

**Why is the FAFSA worth your time?**




**Class of 2025** seniors will submit the **2025 – 2026 FAFSA**



2025 – 2026 FAFSA is scheduled to open on or before **December 1, 2024**



Families will use their **2023 tax information** on the FAFSA



**What are the  
requirements for  
high schools?**

The **superintendent** of each public school district in this state shall **designate a school employee** to collect information regarding student compliance with the law. The collection and storage of the information shall comply with the Family Educational Rights and Privacy Act of 1974 (FERPA).


**Superintendent-Designated Employee**

School districts must provide **FAFSA completion resources** published by or recommended by the State Department of Education to families and students through virtual sessions, in-person sessions, or brochures.

**Provide FAFSA Completion Resources**



# How to Track FAFSA Progress



OKLAHOMA STATE REGENTS  
FOR HIGHER EDUCATION

*Improving our future by degrees*



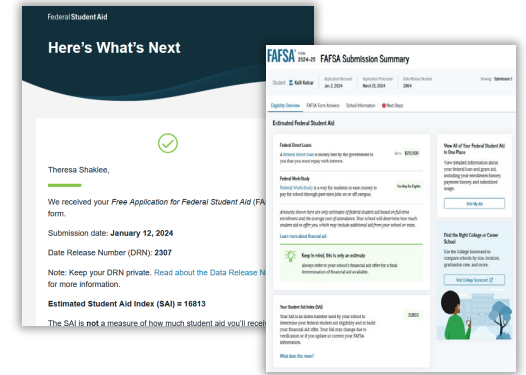
1

Reporting through an online tool:  
**Oklahoma FAFSA Data Portal**




2

FAFSA completion **confirmation email**,  
report, or other official FAFSA  
confirmation communication



3

Completion of state provided **opt-out**  
**form**



OK  FDP

Oklahoma FAFSA Data Portal



OKLAHOMA STATE REGENTS  
FOR HIGHER EDUCATION

*Improving our future by degrees*



OCAP<sup>TM</sup>

Oklahoma College Assistance Program

# FAFSA Completion

Summary

Student Detail

Resources

2025 - 2026 Detail. Use this page to view and download student data.

Welcome to the FAFSA Application Detail

Paging: Yes Page Size: 10

Type a whole or partial value and tab/click out of the textbox. Data will refresh automatically.

District Name: School Name: Putnam City

First Name: Last Name: FAFSA Status:

Date App Submitted: Student Name

Page 1 of 18

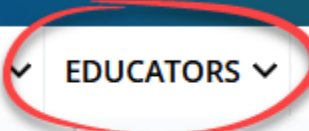
Export to Excel Export to CSV

District Name	School Name	First Name	Last Name	State ID	DOB	Completed FAFSA	FAFSA Detail	Date App Submitted	Selected for Verification
PUTNAM CITY	PUTNAM CITY HS	Student Name	Student Name		06/20/06	Complete	Complete FAFSA Application	2024-03-06	N
PUTNAM CITY	PUTNAM CITY HS	Student Name	Student Name		06/11/06	Complete	Complete FAFSA Application	2024-01-16	N
PUTNAM CITY	PUTNAM CITY HS	Student Name	Student Name		02/20/06	No Parent Signature	Parent's signature missing from online FAFSA (Reject 38)	2024-02-09	N
PUTNAM CITY	PUTNAM CITY HS	Student Name	Student Name		04/12/06	Complete	Complete FAFSA Application	2024-02-19	N
PUTNAM CITY	PUTNAM CITY HS	Student Name	Student Name		10/04/05	No Student Signature	Student's signature missing from PDF FAFSA form or FAFSA Submission Summary (Reject 11)	2024-02-16	N
PUTNAM CITY	PUTNAM CITY HS	Student Name	Student Name		01/18/06	Complete	Complete FAFSA Application	2024-01-12	N
PUTNAM CITY	PUTNAM CITY HS	Student Name	Student Name		02/10/06	Not Complete	Incomplete FAFSA Application	2024-01-02	N

The free FAFSA data portal allows educators to track FAFSA progress, provide targeted assistance, and view date of submission and completion status for high school seniors.



Search the site...

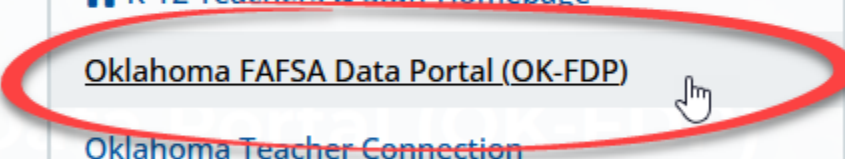


HIGHER EDUCATION FACULTY & STAFF

- Faculty & Staff Homepage
- Academic Calendar
- Academic Forms
- Course Equivalency Project
- Financial Aid Resources for Institutions
- Policy & Procedures Manual

K-12 EDUCATORS

- K-12 Teachers & Staff Homepage
- Oklahoma FAFSA Data Portal (OK-FDP)
- Oklahoma Teacher Connection
- Oklahoma Student Preparation
- Preparing for College Publications



POPULAR

- Teacher Shortage Employment Incentive Program (TSEIP)
- Faculty Advisory Council
- Grant Coordination and Support
- Online Consortium of Oklahoma

OKLAHOMA STATE REGENTS FOR HIGHER EDUCATION  
Improving our future by degrees

Search the site...

ABOUT ▾ COLLEGES & UNIVERSITIES ▾ EDUCATORS ▾ LEGISLATIVE ▾ RESEARCH ▾ REPORTS & DATA ▾ STUDENTS ▾ WORKFORCE ▾

## Oklahoma FAFSA Data Portal (OK-FDP)

[Home](#) » Oklahoma FAFSA Data Portal (OK-FDP)



The Oklahoma State Regents for Higher Education (OSRHE) and the [Oklahoma College Assistance Program \(OCAP\)](#) are offering the Oklahoma FAFSA Data Portal (OK-FDP), a free online tool to help counselors better assist their high school seniors to successfully complete the FAFSA (Free Application for Federal Student Aid). The OK-FDP allows counselors, principals and mentors to provide more targeted assistance to their students, which is instrumental in increasing FAFSA completion rates – especially for first-generation students pursuing postsecondary education.

### Signing Up for the OK-FDP

1. Superintendent/School Board President/Chief Executive must complete and electronically sign the [FAFSA Completion Agreement form](#) (PDF, 192k). This process will require designating:
  - A primary contact person and signatory who will submit a list of high school seniors' names.
  - Additional [authorized users](#) (PDF, 110k) to view high school seniors' FAFSA completion status.
2. Return the signed, completed agreement by email to Kelli Kelnar, assistant director for outreach services, Oklahoma College Assistance Program, [kkelnar@ocap.org](mailto:kkelnar@ocap.org).
3. Kelnar will email a request to the designated primary contact to upload a file containing a list of their high school seniors. The primary contact will notify Kelnar when the upload is complete. For assistance, refer to the Student List Instructions.
4. Privacy Certifications will be emailed to each primary contact and authorized user. Completed and electronically signed certifications will be returned to [kkelnar@ocap.org](mailto:kkelnar@ocap.org).
5. Kelnar will also email the primary contact and other designated authorized users to share instructions for setting

**OKLAHOMA FAFSA DATA PORTAL (OK-FDP)**


- [FAFSA Completion Agreement \(PDF, 192k\)](#)
- [Authorized Users Form \(PDF, 110k\)](#)
- [Privacy Certification \(PDF, 124k\)](#)
- [Student List Instructions \(PDF, 51k\)](#)
- [User Instructions \(PDF, 59k\)](#)
- [Student Lists Template for Excel \(XLSX, 14k\)](#)
- [More FAFSA Resources for Educators](#)
- [Student List Upload](#)




Find step-by-step guidance, links to required forms, and more FAFSA resources on the FAFSA Data Portal website.



# FAFSA Completion Agreement





Enter the name of  
your school district.



## FAFSA DATA PORTAL COMPLETION AGREEMENT

High Schools and Eligible Non-Profit Organizations Between School Entity and the Oklahoma State Regents for Higher Education

This agreement is between \_\_\_\_\_ (School District or Organization), hereby referred to as "Entity", and the Oklahoma State Regents for Higher Education, hereby referred to as "OSRHE," collectively referred to as "the Parties".

### INTRODUCTION

#### RECITALS


- A. Entity desires that OSRHE render certain research services more fully described herein;
- B. OSRHE has demonstrated expertise in providing such services, has represented that it has the requisite knowledge, skill, experience and other resources necessary to perform such services and is desirous of providing such services for the Entity;
- C. OSRHE desires that students be counseled to complete their educational and higher education financial assistance pursuits; and
- D. the Entity has demonstrated expertise in providing such financial aid counseling and is ideally situated in relation to its students to provide such counseling services to those students attending schools within the Entity.

NOW, THEREFORE, in consideration of the foregoing and the mutual covenants contained herein, the parties hereby agree as follows:

1. **Incorporation of Recitals:** The matters recited above are hereby incorporated into and made a part of this Agreement.
2. **Term of Agreement:** This Agreement is for a term commencing on the date of signature and shall terminate upon either party receiving notice from the other pursuant to the notice provision below.
3. **Definition of Entity:** Entity shall mean any public, private, parochial, or denominational high school. Entity shall also mean a non-profit organization that 1) is, and continues to be, designated as tax-exempt by the Internal Revenue Service under Section 501(c)(3) of the Internal Revenue Code, 2) has as part of its mission a stated and demonstrated commitment to promoting college access and a record of legitimacy and reliability, 3) provides its services primarily to economically disadvantaged clients; 4) does not charge students, families, other clients, or schools for any of its services; 5) has not itself, nor have any of its affiliates or its parent organization, if any, been administratively or judicially formally accused of committing or determined to have committed fraud or any other material violation of law involving Federal, state, or local government funds, and 6) has submitted a written statement to the state grant agency certifying that each of the above criteria has been met and that the nonprofit organization will immediately notify the state grant agency, in writing, if it does not or cannot continue to meet any of those criteria.
4. **Scope of Services:** OSRHE agrees to provide the research services to the Entity set forth in **Exhibit A** ("Services"), in accordance with the terms and conditions of this Agreement. In exchange for the research services provided by OSRHE to Entity, Entity shall use its best efforts to encourage its students to follow through with their higher educational and financial aid pursuits. "Services" means, collectively, the services, deliverables, duties and responsibilities described in Exhibit A of this Agreement and any and all work necessary to complete them or carry them out fully and to the standard of performance required in this Agreement. The parties may, from time to time, request changes in the Scope of Services. Any such changes shall be documented by a written amendment to this Agreement signed by both parties.
5. **Compensation:** Each party agrees to provide the Services at no cost or at no reimbursement of expenses to the other party.
6. **Confidential Information, Dissemination of Information, Ownership, Survival:**
  - A. **Confidential Information:** In performance of this Agreement, both parties shall have access to or receive certain information that is not generally known to others ("Confidential Information"). Each party shall not use or disclose any Confidential Information or any finished or unfinished, documents, screens, reports, writings, procedural manuals, forms, source code, object code, work flow charts, methods, processes, data, data studies, drawings, maps, files, records, computer printouts, designs, equipment descriptions, or other materials prepared or generated as a result of this Agreement ("Work Product") without the prior written consent of the other party. Both parties shall use at least the same standard of care in the protection of the Confidential Information of the other party as each party uses to protect its own Confidential Information, but in any event such Confidential Information shall be protected in at least a commercially reasonable manner.

# FAFSA Completion Agreement





## Review the contract.

- B. Highly Confidential Information:** "Highly Confidential Information" means employee, volunteer, student, or teacher data including, but not limited to student identification number, social security number, phone number, email address, gender, ethnicity, race, foster care status, disabilities, school, grade, grade point average, standardized test scores, assessment data, after school activities, highest grade completed, discipline history, criminal history, free or reduced lunch qualifications, housing status, income, household income or payroll information. In performance of this Agreement, both parties shall have access to or receive Highly Confidential Information. Each party shall not use or disclose any Highly Confidential Information without the prior written consent of the other party.
- C. Transmitting and Storing Highly Confidential Information:** Both parties shall:
- When mailing physical copies of Highly Confidential Information, send the Highly Confidential Information in a tamper-proof, labeled container, with a tracking number and a delivery confirmation receipt;
  - Only mail Highly Confidential Information on electronic media if the Highly Confidential Information is encrypted. Encryption must be Advanced Encryption Standard ("AES") algorithm with a key of 256 bits or greater ("Encrypt"). The Highly Confidential Information mailed in accordance with the provisions of Section I, above;
  - Encrypt all Highly Confidential Information prior to transmitting it electronically. OSRHE shall not transmit any unencrypted Highly Confidential Information via email, instant messages or any other unencrypted protocols;
  - Not send any password or other information sufficient to allow decryption of Highly Confidential Information with the Encrypted Highly Confidential Information;
  - Keep all physical copies (paper or other physical representations) of Highly Confidential Information under lock and key, or other sufficient physical access control measures to prevent unauthorized access. Neither party shall leave Highly Confidential Information unattended at any time;
  - Encrypt any Highly Confidential Information stored on electronic media. Further, such electronic media shall be kept locked, or other sufficient physical access control measures to prevent unauthorized access. Neither party shall leave Highly Confidential Information in electronic format, including computer databases, unsecured, meaning accessible without a password, and unattended at any time;
  - Both parties shall take precautions to ensure that access through modems, networks, and the Internet is carefully monitored and authorized users; and
  - Only authorized users within either organization who have signed a notarized Affidavit of Nondisclosure (Privacy Certification) of access to Highly Confidential Information, unless disclosure of Highly Confidential Information to a third party is authorized by the consent of both parties pursuant to Section D below.
- D. Dissemination of Information:** Neither party shall disseminate any Confidential Information or Highly Confidential Information to a third party without the prior written consent of the other party. If either party is presented with a request for documents by any administrative agency subpoena duces tecum regarding any Confidential Information, Highly Confidential Information or Work Product which may be in its possession, that party shall immediately give notice to the other party and its General Counsel with the understanding that the other party shall be obligated to withhold delivery of documents beyond the time ordered by a court of law or administrative agency, unless for production or subpoena is quashed or withdrawn, or the time to produce is otherwise extended. Each party shall cause its personnel, subcontractors, if any, to undertake the same obligations regarding confidentiality and dissemination of information as agreed to by the other party under this Agreement. **Neither party shall make any disclosure or publication whereby a sample unit or survey respondent (if students and schools) could be identified or the data furnished by or related to any particular person or school under these provisions could be identified.**
- E. Ownership:** All original research results, data, information, records and work product generated under this Agreement, including all intangible property (collectively "Work Product") shall be jointly owned by Entity and OSRHE. Each party agrees that all Confidential Information, Highly Confidential Information and preexisting intellectual property shall at all times be and remain the property of the party that such party shall execute all documents and perform all acts that the other party may request in order to assist the other party in perfecting rights in and to the Work Product and all intellectual property rights relating to the Work Product.
- F. Use of Confidential Information, Highly Confidential Information, and Work Product:** Each party warrants and represents that it will not use the Confidential Information, Highly Confidential Information or Work Product, unless in the aggregate, for any purpose not specifically identified in this agreement, including, but not limited to any research project whether internal or external to that party. Any use of the Confidential Information, Highly Confidential Information, or any Work Product not specifically contemplated in this Agreement shall be considered a material breach of this Agreement.
- G. Third Party Confidential Information and Proprietary Information:** Each party agrees not to utilize, analyze, reverse engineer, or exploit any third party Confidential Information or proprietary information in performing the Services regardless of where that party or its subcontractors possess Confidential Information or proprietary information (even if the third party Confidential Information or proprietary information is owned by the other party) unless that party has previously secured the appropriate authorization in writing from such third party. In accordance with the provisions of Section 12 of this Agreement, each party hereby agrees to indemnify and hold harmless the other party against any and all claims, damages, and liabilities from any act or omission on the part of the service provider and/or its agents, servants, and employees in the performance of the contract. In the event of litigation, the prevailing party shall be entitled to its attorney's fees and costs as awarded by a court of competent jurisdiction. It is the express intention of the parties hereto that this agreement shall not be construed as, or given the effect of, creating a joint venture, partnership or affiliation or association that would otherwise render the parties liable as partners, agents, employer-employee or otherwise create any joint and several liability.

7/29/2024

Page 2 of 6

related to third party Confidential Information and proprietary information in connection with or arising out of the acts or omissions of the indemnifying party or its Staff under this Agreement.

7/29/2024

Page 3 of 6

OK FDP  
Oklahoma FAFSA Data Portal

# FAFSA Completion Agreement



**Enter contact information, and ensure the contract is signed by your superintendent, board president, or chief executive.**

this Agreement, all records referenced above and all records required to be maintained as part of the Services, shall be retained for five (5) years after completion of Services and shall be subject to inspection and audit by the other party. Each party shall include in all subcontractor agreements for Services provisions requiring subcontractors to maintain the above described records and allowing the other party, the Inspector General of the Entity, federal and state auditors the same right to inspect and audit said records as set forth herein. Data received pursuant to this Agreement shall be secured in accordance with standard audit requirements, and the parties shall retain records of access and use of such data for a period of three (3) years following the termination of this Agreement.

**11. Notices:** All notices required under this Agreement shall be in writing and sent to the addresses and persons set forth below, or to such other addresses as may be designated by a party in writing. All notices shall be deemed received when (i) delivered personally, or (ii) sent by email, or (iii) one day after deposit with a commercial express courier specifying next day delivery, with written verification of receipt. Refusal to accept delivery has the same effect as receipt.

**ENTITY CONTACT:**

Name/Title: \_\_\_\_\_  
High School/Organization: \_\_\_\_\_  
Address: \_\_\_\_\_  
City, State, Zip: \_\_\_\_\_  
Email address: \_\_\_\_\_

**EMAIL SIGNED AGREEMENT TO:**  
Kelli Kelnar, Assistant Director for Outreach Services  
Oklahoma College Assistance Program  
[kkelnar@ocap.org](mailto:kkelnar@ocap.org)

In consideration of the mutual covenants and agreements contained in this Agreement, the Parties agree to the terms and conditions set forth herein and have caused this Agreement to be executed by their duly authorized representatives on the dates shown below. This Agreement may be signed in counterparts each of which shall be deemed to be an original and all of which together shall constitute one and the same instrument.

<b>Entity</b>	<b>Oklahoma State Regents for Higher Education</b>
Signature: _____	By: _____
Date: _____	Date: _____
Printed Name: _____	Printed Name: Melissa Neal
Title: _____ Superintendent/School Board President/Chief Executive Officer	Title: Executive Director Oklahoma College Assistance Program
School District/ Organization: _____	

7/29/2024 Page 4 of 6



Enter the name of  
your school district.

**EXHIBIT A**

**SCOPE OF SERVICES**

This Scope of Services shall be conducted pursuant to the terms and conditions of the Research and Data Security Agreement ("Agreement") dated \_\_\_\_\_ by and between the Oklahoma State Regents for Higher Education ("OSRHE") and \_\_\_\_\_ (the "Entity," School District, Organization). Defined terms used in this Scope of Services shall have the same meanings as those ascribed to such terms in the Agreement.

In furtherance of the objective outlined in the attached Agreement, the respective parties agree to do the following:

- If a high school, Entity hereby engages OSRHE to conduct an ongoing study to identify those students within the Entity to determine the FAFSA completion status of Entity students.
- If an eligible non-profit, Entity hereby engages OSRHE to conduct an ongoing study to identify students attending qualified schools for whom Entity may be able to provide scholarship aid under its assistance programs. OSRHE's services shall include the determination of FAFSA completion status of such students.

In order to facilitate this study and in accordance with the Family Educational Rights and Privacy Act ("FERPA"), TITLE 20, CHAPTER 31, SUBCHAPTER III, Part 4 § 1232g(b)(1)(F)\*, Entity shall provide OSRHE with the following student data in a format specified by OSRHE and no later than December 15th of each year:

1. \*District Code
2. \*School Code (ACT Code)
3. \*Student First Name
4. Student Middle Initial
5. \*Student Last Name
6. \*Date of Birth (YYYYMMDD)
7. \*Gender (Male=1, Female=2)

\*Required

With the authority provided pursuant to the disclosure provisions in the FAFSA that allow data sharing in order to facilitate the applicant's pursuit of financial aid, OSRHE shall share the following data with Entity:

On a biweekly basis between November and June each calendar year, the OSRHE will perform the FAFSA match so that Entity will be able to determine the FAFSA status of students associated with the Entity.


Shared data shall not be used for any purpose other than those described herein. All data shall be encrypted and securely shared between the parties and no data shall be shared outside of the parties except in the aggregate.

---


7/29/2024 Page 5 of 6

**FAFSA Completion Agreement**





Identify the primary contact for your school, and list any additional users.

 **OK FDP**  
Oklahoma FAFSA Data Portal

**AUTHORIZED USERS**

**PRIMARY DATA (RECEIVER) POINT OF CONTACT/PRIMARY DATA CUSTODIAN**

This person will supply the list of students to be matched.

Printed Name: \_\_\_\_\_

Title: \_\_\_\_\_

School/District/Entity Name: \_\_\_\_\_

Phone Number: \_\_\_\_\_

Physical Address: \_\_\_\_\_

Email Address: \_\_\_\_\_

**ADDITIONAL AUTHORIZED USERS (MORE THAN THREE USERS MAY BE DESIGNATED. ATTACH ANOTHER FORM TO INCLUDE ADDITIONAL USERS.)**

Name: _____	Title: _____
Email Address: _____	School/District: _____
Name: _____	Title: _____
Email Address: _____	School/District: _____
Name: _____	Title: _____
Email Address: _____	School/District: _____


**Authorizing Official**  
Signed by Entity Designated Signatory: \_\_\_\_\_  
(Must be signed by Superintendent, School Board President, Chief Executive Officer.)

Printed Name and Title: \_\_\_\_\_

Email Address: \_\_\_\_\_ Phone Number: \_\_\_\_\_

Date: \_\_\_\_\_

**EMAIL COMPLETED DOCUMENTS TO:**  
Kelli Kelnar, Assistant Director for Outreach Services  
Oklahoma College Assistance Program  
[kkelnar@ocap.org](mailto:kkelnar@ocap.org)

7/26/2024 





**Email completed documents to:**

**Kelli Kelnar**  
**[kkelnar@ocap.org](mailto:kkelnar@ocap.org)**



# The primary contact and each authorized user will receive an email that includes a Privacy Certification form, instructions for using the portal, student list instructions, and a student list template.



# PRIVACY CERTIFICATION

## 1. Confidential Information, Dissemination of Information, Ownership, Survival:

- A. **Confidential Information:** In performance of this Agreement, both parties shall have access to or receive certain information that is not generally known to others ("Confidential Information"). Each party shall not use or disclose any Confidential Information or any finished or unfinished, documents, screens, reports, writings, procedural manuals, forms, source code, object code, work flow charts, methods, processes, data, data studies, drawings, maps, files, records, computer printouts, designs, equipment descriptions, or other materials prepared or generated as a result of this Agreement ("Work Product") without the prior written consent of the other party. Both parties shall use at least the same standard of care in the protection of the Confidential Information of the other party as each party uses to protect its own Confidential Information, but in any event such Confidential Information shall be protected in at least a commercially reasonable manner.
- B. **Highly Confidential Information:** "Highly Confidential Information" means employee, volunteer, student, or teacher data including, but not limited to student identification number, social security number, phone number, email address, gender, ethnicity, race, foster care status, disabilities, school, grade, grade point average, standardized test scores, assessment data, after school activities, highest grade completed, discipline history, criminal history, free or reduced lunch qualifications, housing status, income, household income or payroll information. In performance of this Agreement, both parties shall have access to or receive Highly Confidential Information. Each party shall not use or disclose any Highly Confidential Information without the prior written consent of the other party.
- C. **Transmitting and Storing Highly Confidential Information:** Both parties shall:
  - i. When mailing physical copies of Highly Confidential Information, send the Highly Confidential Information in a tamper-proof, labeled container, with a tracking number and a delivery confirmation receipt;
  - ii. Only mail Highly Confidential Information on electronic media, such as CDs, DVDs, electronic tape, etc., if the Highly Confidential Information is encrypted. Encryption must utilize the Advanced Encryption Standard ("AES") algorithm with a key of 256 bits or greater ("Encrypt"). The Highly Confidential Information shall only be mailed in accordance with the provisions of Section I, above;
  - iii. Encrypt all Highly Confidential Information prior to transmitting it electronically. OSRHE shall not transmit any unencrypted Highly Confidential Information via email, blackberry, blackjack, instant messages or any other unencrypted protocols;
  - iv. Not send any password or other information sufficient to allow decryption of Highly Confidential Information with the Encrypted Highly Confidential Information;
  - v. Keep all physical copies (paper or other physical representations) of Highly Confidential Information under lock and key, or otherwise have sufficient physical access control measures to prevent unauthorized access. Neither party shall leave Highly Confidential Information unsecured and unattended at any time;
  - vi. Encrypt any Highly Confidential Information stored on electronic media, such as CDs, DVDs, tape, flash drives, etc. Further, such electronic media shall be kept locked, or otherwise have sufficient physical access control measures to prevent unauthorized access. Neither party shall leave Highly Confidential Information in any electronic format, including computer databases, unsecured, meaning accessible without a password, and unattended at any time;
  - vii. Both parties shall take precautions to ensure that access through modems, networks, and the Internet is carefully monitored and limited to authorized users; and
  - viii. Only authorized users within either organization who have signed a notarized Affidavit of Nondisclosure shall have access to Highly Confidential Information, unless disclosure of Highly Confidential Information to a third party is authorized by the prior written consent of both parties pursuant to Section D below.
- D. **Dissemination of Information:** Neither party shall disseminate any Confidential Information or Highly Confidential Information to a third party without the prior written consent of the other party. If either party is presented with a request for documents by any administrative agency or with a subpoena duces tecum regarding any Confidential Information, Highly Confidential Information or Work Product which may be in that party's possession, that party shall immediately give notice to the other party and its General Counsel with the understanding that the other party shall have the opportunity to contest such process by any means available to it prior to submission of any documents to a court or other third party. Neither party shall be obligated to withhold delivery of documents beyond the time ordered by a court of law or administrative agency, unless the request for production or subpoena is quashed or withdrawn, or the time to produce is otherwise extended. Each party shall cause its personnel, staff and

subcontractors, if any, to undertake the same obligations regarding confidentiality and dissemination of information as agreed to by both parties under this Agreement. Neither party shall make any disclosure or publication whereby a sample unit or survey respondent (including students and schools) could be identified or the data furnished by or related to any particular person or school under these sections could be identified.

- E. **Ownership:** All original research results, data, information, records and work product generated under this Agreement, including all tangible or intangible property (collectively "Work Product") shall be jointly owned by Entity and OSRHE. Each party agrees that all Confidential Information, Highly Confidential Information and preexisting intellectual property shall at all times be and remain the property of the party that supplied it. Each party shall execute all documents and perform all acts that the other party may request in order to assist the other party in perfecting or protecting its rights in and to the Work Product and all intellectual property rights relating to the Work Product.
- F. **Use of Confidential Information, Highly Confidential Information, and Work Product:** Each party warrants and represents that it shall not use the Confidential Information, Highly Confidential Information or Work Product, unless in the aggregate, for any purpose not specifically identified in this agreement, including, but not limited to any research project whether internal or external to that party. Any use of the Confidential Information, Highly Confidential Information, or any Work Product not specifically contemplated in this Agreement shall be considered a material breach of this Agreement.
- G. **Third Party Confidential Information and Proprietary Information:** Each party agrees not to utilize, analyze, reverse engineer, or otherwise exploit any third party Confidential Information or proprietary information in performing the Services regardless of where that party obtained the third party Confidential Information or proprietary information (even if the third party Confidential Information or proprietary information was provided by the other party) unless that party has previously secured the appropriate authorization in writing from such third party. In accordance with the provisions of Section 12 of this Agreement, each party hereby agrees to indemnify and hold harmless the other party against any and all claims related to third party Confidential Information and proprietary information in connection with or arising out of the acts or omissions of the indemnifying party or its Staff under this Agreement.
- H. **Return or Destruction of Confidential Information and Highly Confidential Information:** Each party shall, at the other party's option, destroy or return all Confidential Information and Highly Confidential Information to the other party upon demand within three (3) business days of demand. In addition, that party shall, at the other party's option, destroy or return all Confidential Information and Highly Confidential Information that belongs to the other party within three (3) days of the expiration or termination of this Agreement. In the event the party to which the aforesaid information belongs elects to have the other party destroy the Confidential Information and Highly Confidential Information, that party shall provide an affidavit attesting to such destruction.
- I. **Staff and Subcontractors:** Each party agrees to cause its personnel, staff and subcontractors, if any, to undertake the same obligations of confidentiality and ownership agreed to herein by that party.
- J. **Oklahoma Open Records Act:** The parties acknowledge that this Agreement and all documents submitted to the Educational Entity related to this contract award are a matter of public record and are subject to the Oklahoma Open Records Act (Title 51 O.S. §§24A.1 - 24A.30 as amended) and any other comparable state and federal laws.
- K. **Information Security Procedures:** It is critical that Highly Confidential Information be kept secure and protected from unauthorized disclosure. Therefore, all the Highly Confidential Information shared pursuant to this Agreement must be stored securely so that only authorized users within the organization have access to it. This means that computer data bases should be password protected; that precautions are taken to ensure that access through modems, networks, and the Internet is carefully monitored and limited to authorized users; and that data tapes, disks, paper files and other storage media are kept in secure locations.
- L. **Security Incidents:** Each party shall report to the other all known or suspected Security Incidents. "Security Incident" means any unauthorized action by a known or unknown person which, if successfully completed, should reasonably be considered one of the following: a cyber-attack, denial of service (DoS/DDoS), disclosure of confidential customer or other sensitive information, misuse of system access, unauthorized access or intrusion (hacking), malware infection, unsolicited network reconnaissance, or any other activity that directly affects either of the party's Confidentiality, Integrity, and Availability of systems and/or data. "Security Incident" shall also include any contact by a law enforcement agency regarding any data. For purposes hereof, "the Parties" shall include any of their employees, agents, contractors or third parties including, without limitation, any vendors used by them that have access (either authorized or unauthorized) to the data.
- M. **Survival:** The provisions of this Section shall survive the termination or expiration of this Agreement and only be ended with the complete and secure disposal of all confidential and / or highly confidential information and with the agreement of both parties

signature, I certify that I have read and understand that the data received by my eligible entity is confidential and shared data shall not be used for any other than those described in the FAFSA Data Portal Completion Agreement, Part 6, A-M.

\_\_\_\_\_  
\_\_\_\_\_  
\_\_\_\_\_  
Name \_\_\_\_\_  
School/District/Entity Name \_\_\_\_\_

The primary contact and each authorized user must submit a Privacy Certification.



## INSTRUCTIONS FOR USING THE OKLAHOMA FAFSA DATA PORTAL (OK-FDP)

Go to the web site: <https://www.okhighered.org/fafsaweb/>

In the upper right corner, click on **Log In**. If you have not logged in before, click on **Register** and set up your account (choose your school — at least one of them).

I, Irala Magee, will activate your account and assign your additional schools if necessary.

I will need a list of students for your school/district. This can be sent once for the year or you can resend the list if you have new students transfer in during the year.

- ▶ Come back to the same site (at least 24 hours later) and log in using your email address and the password you used to set up your account.
- ▶ In order to review your students, click on **Student Detail** and the **FAFSA year** you wish to review.
- ▶ You will see a list of your students that have matched the FAFSA data in some way.
- ▶ You will see several columns of information that you will find helpful:
  - Completed FAFSA
  - FAFSA Detail
  - Date App Submitted
  - Selected for Verification

### COMPLETED FAFSA:

- **Complete:** student has a valid FAFSA filed with the U.S. Department of Education.
- **Not Complete:** generally, this means that the student has filed a FAFSA, but there is something incomplete or some type of error.
- **No Parent Signature or No Student Signature:** generally this means that the student filed a FAFSA; however, the parent and/or student failed to add his/her electronic signature (FSA ID). Other errors may be present, but this is the first correction to make.

### FAFSA DETAIL:

- This column gives a little more detail about the student's FAFSA filing status.

### DATE APP SUBMITTED:

- This is the date the FAFSA was submitted.

10/02/2023

Page 1 of 2

### SELECTED FOR VERIFICATION:

- Any time a "Y" appears in this column, it means that the college or university will require additional information to confirm what the student and parent have entered on the FAFSA.
- The box in the center allows you to search for certain students and allows you to view the list in various ways. FAFSA Status is a drop-down list that allow you to view students by their status. You can also export the list as an Excel file or a comma delimited text file.

### THERE ARE A FEW THINGS YOU NEED TO KEEP IN MIND:

- The system looks only at the highest transaction for each student. If a student has a valid FAFSA then updates something and does not add signature(s), it may show as not complete.
- If the student listed their state residency as AR, KS, TX or any other state, they will not match the data we use because we only compare to Oklahoma resident FAFSA data.
- If you give a list to us that contains nicknames instead of legal names, it may not match the FAFSA data and not show up at all even though the student has filed a FAFSA.
- If the name or date of birth is incorrect on your list or on the FAFSA, it will not show up.
- If a student filed a FAFSA in the last couple of days it may not appear. It takes a couple of days to process and generally this portal is updated once per week. On the summary page there is a statement "Data updated date time."

Under the menu selection **Student Detail** (at the bottom) is a selection, "Missing Student." If you know of a student that you believe has filed the FAFSA and does not show up on your list, you can give me, Irala Magee, that information and I will do some research to see if I can determine what might be causing the student to not appear.

When you are finished, please be sure to click **Log Off** in the upper right corner to ensure the security of this information.

### QUESTIONS:

Irala Magee  
Oklahoma State Regents for Higher Education  
[magee@osrhe.edu](mailto:magee@osrhe.edu)

Kelli Keinar  
Oklahoma College Assistance Program  
[kkeinar@ocap.org](mailto:kkeinar@ocap.org)

Page 2 of 2

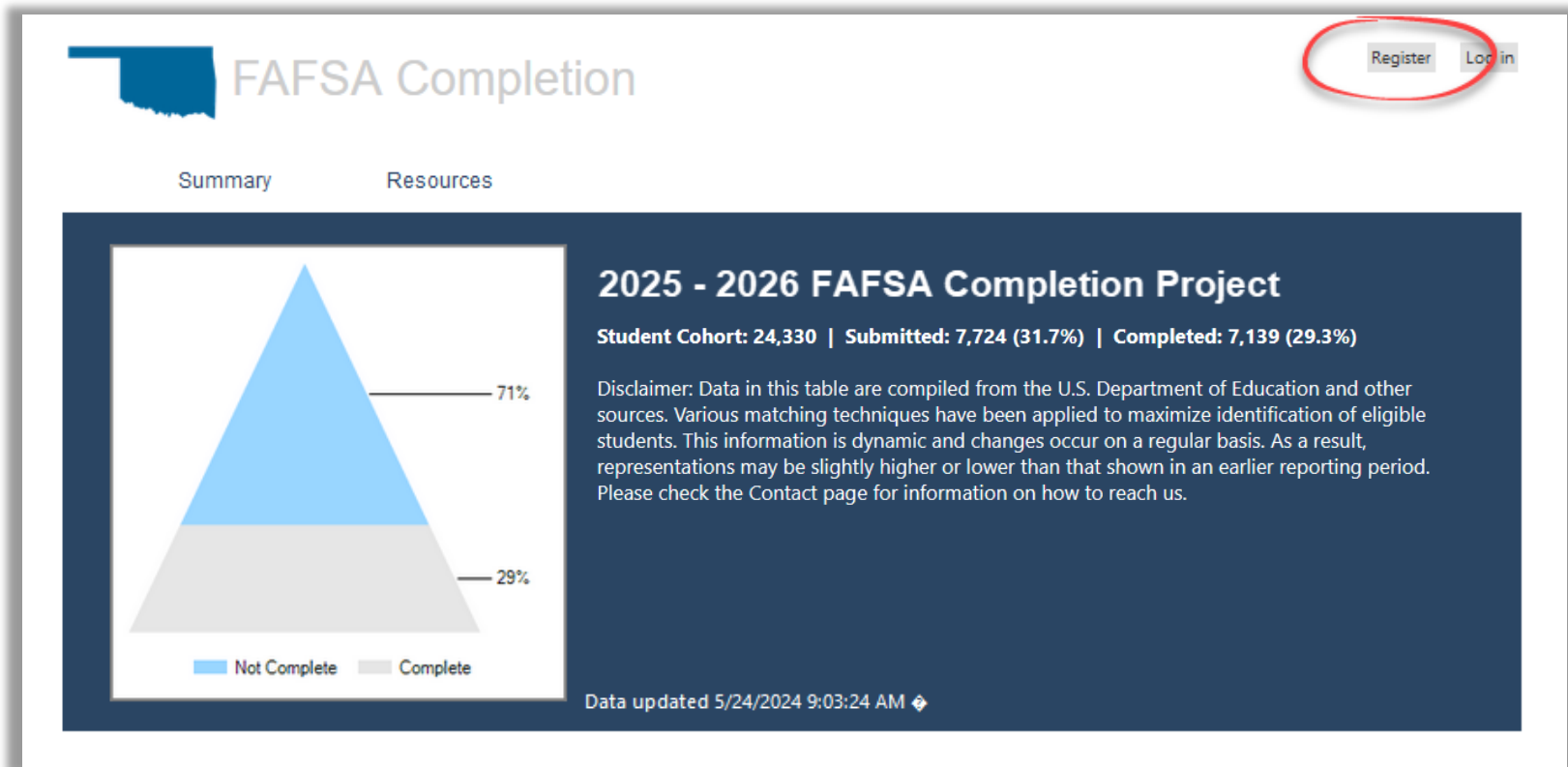


The primary contact and each authorized user will receive instructions for using the FAFSA Data Portal.

# FAFSA Data Portal Instructions







**After submitting your Privacy Certification, follow the instructions to register as a user.**

**Register.** Use this page to request a new account.

Thank you for your interest in the FAFSA Completion Portal. The System Administrator will review all registration requests and allow access to approved users.

Passwords are required to be a minimum of 6 characters in length.

Username (Email Address)

test@email.com

Password

••••••

Confirm password

••••••

Register

First Name and Middle Initial

Jane

Last Name

Smith

Title and Phone

Counselor

4055551234

School

OWASSO HS (372785)

Comments

**After submitting  
your Privacy  
Certification,  
follow the  
instructions to  
register as a user.**

**[OKhighered.org/fafsaweb](https://OKhighered.org/fafsaweb)**



## OKLAHOMA FAFSA DATA PORTAL STUDENT LIST INSTRUCTIONS

Create File to Submit: In Excel (or other equivalent program), enter students starting on Row 1 (do not use headers in the file) in the following format:

COLUMN	A	B	C	D	E	F	G
Field Name	District Code	School Code	Student's Legal First Name	Student's Legal Middle Initial	Student's Legal Last Name	Student's Date of Birth	Student's Gender
Field Length (maximum)	See Notes*	See Notes*	12	1	16	See Notes	1
Required	Yes	Yes	Yes	No	Yes	Yes	No
Notes	Please contact <a href="mailto:images@osrhe.edu">images@osrhe.edu</a> for this code	Please contact <a href="mailto:images@osrhe.edu">images@osrhe.edu</a> for this code				Must be in format YYYYMMDD. Do not use dashes or slashes (for assistance on this field see below**)	Use 1 if Male; Use 2 if Female. Do not use M or F

Once the file is created go to the **Save As...** option

- Under the file name, use the name (HighSchool)(GradClass) (for example: Millwood2024). Do not include the symbols '#' (pound sign) or ',' (comma) anywhere in the file name.
- Under Save As type: **highlight CSV (Comma Delimited) (\*.csv)**.
- Save the file; remember which folder you saved it to.
- Go to <https://okhighered.org/SEFT-FDP/>.
- Type in your email address and the school or district list you are submitting.
- Click **Browse** to go to the folder where you saved the file, then select the **File**.
- In the **Captcha Code** box enter the combination of letters and numbers above the box. Be careful to enter it exactly as it appears.
- Click on **Send Your File(s)**.
- A **Confirmation Page** should appear. You can print this for your records if you wish.

\*Your District Code is the one listed by the Oklahoma State Department of Education in the Oklahoma Public School District Directory (##-C###). Your School Code is your high school's ACT code (#####).

\*\* The following directions are for Excel... other programs should have a similar option:

- Enter birthday in the normal format: MM/DD/YYYY
- Right click on Column F and highlight **Format Cells...**
- Click on **Number** tab; Highlight **Custom** under **Category**;
- In the **Type** box type YYYYMMDD; click **OK**

10/02/2023

The primary contact and each authorized user will receive instructions and a template for uploading your list of seniors.

	A	B	C	D	E	F	G	H
1	District Code XX-XXXX	School Code XXXXXX	Student's Legal First Name 12 character maximum	Student's Legal Middle Initial (Not required)	Student's Legal Last Name 16 character maximum	Student's Date of Birth YYYYMMDD	Student's Gender M=1 F=2	Before submitting this list, delete this row [Row 1] and save the file in CSV format.
2								
3								
4								
5								
6								
7								
8								
9								
10								
11								
12								
13								
14								
15								

# Student List Instructions

FAFSA Completion Register Log in

Summary Resources

### 2025 - 2026 FAFSA Completion Project

Student Cohort: 23,978 | Submitted: 7,589 (31.6%) | Completed: 6,994 (29.2%)

Disclaimer: Data in this table are compiled from the U.S. Department of Education and other sources. Various matching techniques have been applied to maximize identification of eligible students. This information is dynamic and changes occur on a regular basis. As a result, representations may be slightly higher or lower than that shown in an earlier reporting period. Please check the Contact page for information on how to reach us.

Data updated 5/24/2024 9:03:24 AM



Paging: Yes Size: 10

Type a whole or partial value and tab/click out of the textbox. Data will refresh automatically.

District Name:  School Name:

\* is shown in place of cohort counts 5 or less

[Export to Excel](#) [Export to CSV](#)

District Name	School Name	# Cohort	# Submitted	% Submitted	# Complete	% Complete
ACHILLE	ACHILLE HS	*	*	0.0	*	0.0
ADA	ADA HS	178	104	58.4	99	55.6
ADAIR	ADAIR HS	*	*	0.0	*	0.0
AFTON	AFTON HS	*	*	0.0	*	0.0
AGRA	AGRA HS	*	*	0.0	*	0.0
ALEX	ALEX HS	15	5	33.3	*	26.7
ALINE-CLEO	ALINE-CLEO HS	*	*	0.0	*	0.0
ALLEN	ALLEN HS	*	*	0.0	*	0.0
ALTUS	ALTUS HS	*	*	0.0	*	0.0
ALVA	ALVA HS	*	*	0.0	*	0.0

1 2 3 4 5 6 7 8 9 10 ...

The FAFSA Data Portal homepage provides an outline of FAFSA progress across the state for participating schools.



# FAFSA Completion

Summary

Student Detail

Resources

2025 - 2026 Detail. Use this page to view and download student data.

Welcome to the FAFSA Application Detail

Paging: Yes Page Size: 10

Type a whole or partial value and tab/click out of the textbox. Data will refresh automatically.

District Name: School Name: Putnam City

First Name: Last Name: FAFSA Status:

Date App Submitted:

Page 1 of 18

Export to Excel Export to CSV

District Name	School Name	First Name	Last Name	State ID	DOB	Completed FAFSA	FAFSA Detail	Date App Submitted	Selected for Verification
PUTNAM CITY	PUTNAM CITY HS	Student Name	Student Name		06/20/06	Complete	Complete FAFSA Application	2024-03-06	N
PUTNAM CITY	PUTNAM CITY HS	Student Name	Student Name		06/11/06	Complete	Complete FAFSA Application	2024-01-16	N
PUTNAM CITY	PUTNAM CITY HS	Student Name	Student Name		02/20/06	No Parent Signature	Parent's signature missing from online FAFSA (Reject 38)	2024-02-09	N
PUTNAM CITY	PUTNAM CITY HS	Student Name	Student Name		04/12/06	Complete	Complete FAFSA Application	2024-02-19	N
PUTNAM CITY	PUTNAM CITY HS	Student Name	Student Name		10/04/05	No Student Signature	Student's signature missing from PDF FAFSA form or FAFSA Submission Summary (Reject 11)	2024-02-16	N
PUTNAM CITY	PUTNAM CITY HS	Student Name	Student Name		01/18/06	Complete	Complete FAFSA Application	2024-01-12	N
PUTNAM CITY	PUTNAM CITY HS	Student Name	Student Name		02/10/06	Not Complete	Incomplete FAFSA Application	2024-01-02	N

After logging in, you'll see specific information for your school.

This includes first name, last name, date of birth, FAFSA submission date, and more.

# FAFSA Data Portal Dashboard

District Name	School Name	First Name	Last Name	State ID	DOB	Completed FAFSA	FAFSA Detail	Date App Submitted	Selected for Verification
PUTNAM CITY	PUTNAM CITY HS	Student Name	Student Name		06/20/06	Complete	Complete FAFSA Application	2024-03-06	N
PUTNAM CITY	PUTNAM CITY HS	Student Name	Student Name		06/11/06	Not Complete	Incomplete FAFSA Application	2024-01-16	N

[okhighered.org/ok-fdp/](https://okhighered.org/ok-fdp/)





## Getting Started with the Oklahoma FAFSA Data Portal

The **Oklahoma FAFSA Data Portal (OK-FDP)** lets counselors, principals and educators provide targeted assistance to their students, which is instrumental in increasing FAFSA completion rates – especially for first-generation students pursuing postsecondary education.

- Superintendent / School Board President / Chief Executive must **complete and electronically sign the FAFSA COMPLETION AGREEMENT FORM**. In this form, the Superintendent will name a primary point of contact and authorized users.
- The signed **FAFSA COMPLETION AGREEMENT FORM** should be submitted to the Oklahoma State Regents for Higher Education (OSRHE).

Email to: [Kelli Kelnar  
kkelnar@ocap.org](mailto:kkelnar@ocap.org) or [Irala Magee  
irala@osrhe.edu](mailto:irala@osrhe.edu)

- OSRHE will email each authorized user:
  - a **PRIVACY CERTIFICATION** which must be signed and returned.
  - instructions to set up their **OK-FDP** account.
  - instructions for uploading their list of seniors to the **OSRHE SECURE FILE SITE** using the **FORMAT GUIDELINES** and **TEMPLATE** provided.
- OSRHE will email the user who uploaded senior information when the file has been processed.
- See the next page for instructions and tips for using the Oklahoma FAFSA Data Portal.

For more information, visit <https://www.okhighered.org/ok-fdp/>.



**Irala Magee**  
Assistant Vice Chancellor  
for Scholarships & Grants  
[irala@osrhe.edu](mailto:irala@osrhe.edu)  
405-225-9100



**Kelli Kelnar**  
Assistant Director of  
Outreach Services  
[kkelnar@ocap.org](mailto:kkelnar@ocap.org)  
866-443-7420



## Using the FAFSA Data Portal

- The primary point of contact may upload lists of seniors through the **SECURE UPLOAD PAGE**, using the **FORMAT GUIDELINES** and **TEMPLATE** provided. This list can be uploaded only once. If a school needs to add or remove students after the initial upload, please email [irala@osrhe.edu](mailto:irala@osrhe.edu).
- Authorized users should check **THE PORTAL** periodically to see which seniors have completed the FAFSA. FAFSA transactions are matched on the system twice a week.
- DETAILED INSTRUCTIONS** about how to check student information, how to download a list, and how to interpret the output will be provided when your school's FAFSA Completion Agreement has been submitted.
- It can take a week or longer for a submitted FAFSA to process and appear in the Oklahoma FAFSA Data Portal. If it has been longer than a week and you believe a student has filed the FAFSA and does not show up on your list, contact [irala@osrhe.edu](mailto:irala@osrhe.edu) for assistance.
- By submitting specific demographic data for high school seniors, users will be able to view each FAFSA applicant's name, date of birth, FAFSA status, and date the FAFSA was submitted.
- Reports can be exported into Excel or a CSV file.

Student Name	First Name	Last Name	State ID	DOB	Completed FAFSA	FAFSA Detail	Date App Submitted	Submitted By (last name)
OKLAHOMA CITY HIGH SCHOOL	STUDENT FIRST NAME	STUDENT LAST NAME	6102007		Complete	Complete FAFSA Application	5/19/2024 08:10:30 AM	N
OKLAHOMA CITY HIGH SCHOOL	STUDENT FIRST NAME	STUDENT LAST NAME	6102008		Complete	Complete FAFSA Application	5/19/2024 08:17:08 PM	Y
OKLAHOMA CITY HIGH SCHOOL	STUDENT FIRST NAME	STUDENT LAST NAME	6102009		Not Complete	Incomplete FAFSA Application	5/20/2024 11:28:09 PM	N
OKLAHOMA CITY HIGH SCHOOL	STUDENT FIRST NAME	STUDENT LAST NAME	6102010		No FAFSA Submitted	Missing parent signature on FAFSA	5/20/2024 08:10:30 AM	N
OKLAHOMA CITY HIGH SCHOOL	STUDENT FIRST NAME	STUDENT LAST NAME	6102011		Complete	Complete FAFSA Application	5/17/2024 02:55:10 PM	N
OKLAHOMA CITY HIGH SCHOOL	STUDENT FIRST NAME	STUDENT LAST NAME	6102012		Not Complete	Incomplete FAFSA Application	5/19/2024 08:10:30 PM	N

The Oklahoma State Regents for Higher Education, in compliance with Titles VI and VII of the Civil Rights Act of 1964, Executive Order 11246 as amended, Title IX of the Education Amendments Act of 1972, the Americans with Disabilities Act of 1990 and other federal laws and regulations, do not discriminate on the basis of race, color, national origin, sex, age, religion, handicap or status as a disabled person in its policies, practices or procedures. This includes, but is not limited to, admissions, employment, financial aid and educational services. This publication, printed by OSRHE with the Publications Clearinghouse of the Oklahoma Department of Libraries. This publication was printed in May 2023.

# Click the flyer or video to learn more.

**OK FDP**  
Oklahoma FAFSA Data Portal

**OSRHE**  
OKLAHOMA STATE REGENTS FOR HIGHER EDUCATION  
Improving our future by degree

**OCAP**  
Oklahoma College Assistance Program



# School has never used OK-FDP

> FAFSA Completion Agreement

> Authorized Users Form

> Privacy Certifications

The form is titled "FAFSA DATA PORTAL COMPLETION AGREEMENT" and is for "High Schools and Eligible Non-Profit Organizations Between School Entity and the Oklahoma State Reports for Higher Education". It includes an introduction section and a table of "REGULATIONS" with four items (A, B, C, D) detailing data access and security protocols. It also contains a "NOW, THEREFORE" section with numbered clauses (1-6) regarding the agreement's terms, scope of services, and confidentiality.

The form is titled "AUTHORIZED USERS" and is for the "PRIMARY DATA (RECEIVER) POINT OF CONTACT/PRIMARY DATA CUSTODIAN". It contains fields for "Printed Name", "Title", "School/District/Entity Name", "Phone Number", and "Email Address". Below this is a section for "ADDITIONAL AUTHORIZED USERS (MORE THAN THREE USERS MAY BE DESIGNATED, ATTACH ANOTHER FORM TO INCLUDE ADDITIONAL USERS.)" with fields for Name, Title, School/District, and Email Address. It also includes a section for "Authorizing Official" with fields for Name, Title, and Email Address.

The form is titled "PRIVACY CERTIFICATION" and is for the "PRIMARY DATA (RECEIVER) POINT OF CONTACT/PRIMARY DATA CUSTODIAN". It contains a section for "1. Confidential Information, Dissemination of Information, Ownership, Service" with four sub-items (A, B, C, D) detailing data handling and security requirements. It also includes a section for "2. Confidential Information, Dissemination of Information, Ownership, Service" with eight sub-items (i-viii) detailing data handling and security requirements.

# What paperwork do I need?





# Same Superintendent / Same Users

- > No paperwork needed!
- > Upload new list of seniors



**Recommendation: Upload your list of seniors when the FAFSA opens so it's the most accurate list of students.**

**What paperwork do I need?**

# New Superintendent

> FAFSA Completion Agreement

> Privacy Certifications (only for new users this year)



# What paperwork do I need?





**Contact me to learn what  
paperwork your district needs!**

**[kkelnar@ocap.org](mailto:kkelnar@ocap.org)**

**What paperwork do I need?**

OK  FDP

Oklahoma FAFSA Data Portal

**Kelli Kelnar**

**[kkelnar@ocap.org](mailto:kkelnar@ocap.org)**

**[OKhighered.org/OK-FDP](https://OKhighered.org/OK-FDP)**



OKLAHOMA STATE REGENTS  
FOR HIGHER EDUCATION

*Improving our future by degrees*



**NONPARTICIPATION FORM**

**Free Application for Federal Student Aid (FAFSA)  
Completion Requirement**

A. In accordance with [70 O.S. § 1210.508-6](#) beginning with the 2024-2025 school year, in order to graduate from a public high school accredited by the State Board of Education, students shall complete and submit a Free Application for Federal Student Aid (FAFSA).

B. A student shall not be required to comply with the provisions of subsection A of this section if:

1. The student's parent or legal guardian submits a signed form authorizing the student to opt out of the requirement of subsection A of this section;
2. A student age eighteen (18) or older submits a signed form authorizing him or her to opt out of the requirement of subsection A of this section; or
3. A school counselor authorizes a student to opt out of the FAFSA graduation requirement

School District Name:		
Student Name:	Date of Birth (mm/dd/yyyy):	
Parent / Legal Guardian Name:	Name of School:	
Home Address:		
City:	State:	Zip:
Telephone:	Email:	
Rationale for Nonparticipation (optional)		

I am the parent or legal guardian, of the student referenced above, and I am electing to not have them complete the FAFSA application as part of their graduation plan.

Print Parent / Legal Guardian Name:	
Parent / Legal Guardian Signature:	Date:

I am the student referenced above, and I am of legal age (18 and above) and I am electing to not complete the FAFSA application as part of my graduation plan.

Print Student Name:	
Student Signature:	Date:

I am the counselor of the student referenced above, and I am electing to not have them complete the FAFSA application as part of their graduation plan.

Print Counselor Name:	
Counselor Signature:	Date:

Located on SDE's  
**College & Career  
Readiness** page

[https://sde.ok.gov/  
college-career](https://sde.ok.gov/college-career)

**Opt-Out Form**



I am the **parent or legal guardian**, of the student referenced above, and I am electing to not have them complete the FAFSA application as part of their graduation plan.



I am the **student** referenced above, and I am **of legal age (18 and above)** and I am electing to not complete the FAFSA application as part of my graduation plan.



I am the **counselor of the student** referenced above, and I am electing to not have them complete the FAFSA application as part of their graduation plan.

*Providing a reason for nonparticipation is optional.*

- 1 Do not know how or that they could → **Universal FAFSA** ensures all students know what financial aid they qualify for
- 2 Are debt averse or think credit is too low → Credit is **not** a factor. FAFSA determines **possible eligibility** for loans and grants.
- 3 Are not pursuing college → FAFSA is for **Career Technology Centers**, too! There's no harm in submitting the FAFSA in case plans change.
- 4 Believe the form is too complicated → The FAFSA is significantly **shorter**.

Source: NCAN.org

## Top Reasons Students Don't Submit a FAFSA



- 1 Think student will receive more aid if they refuse to participate  
→ Without parental information, the only federal aid students can qualify for is a small **unsubsidized student** loan.
- 2 Parent doesn't have a social security number  
→ Parents **without an SSN** can create an account to sign the FAFSA.
- 3 Parent no longer financially supports student  
→ Parents **still considered** on FAFSA.
- 4 Think they'll have to repay loans or college bill  
→ **Student is responsible** for college bill & loan repayment.
- 5 Too invasive; don't want to provide personal info  
→ On the FAFSA, student **never sees information** entered by parent.

## Common Reasons Parents Refuse to Contribute



# FAFSA Completion Resources & Support

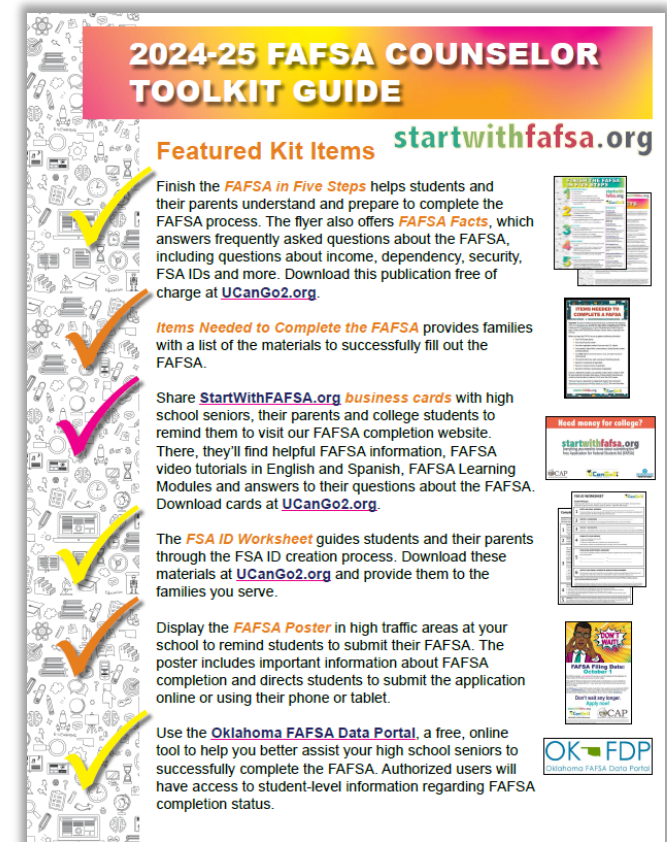


startwith  
fafsa.org



Free FAFSA Completion Resources

- > Online publications
- > Ready-to-go presentation slides
- > Provide virtual FAFSA events
- > Support your in-person FAFSA events



**2024-25 FAFSA COUNSELOR TOOLKIT GUIDE** [startwithfafsa.org](http://startwithfafsa.org)

**Featured Kit Items**

- ✓ Finish the *FAFSA in Five Steps* helps students and their parents understand and prepare to complete the FAFSA process. The flyer also offers *FAFSA Facts*, which answers frequently asked questions about the FAFSA, including questions about income, dependency, security, FSA IDs and more. Download this publication free of charge at [UCanGo2.org](http://UCanGo2.org).
- ✓ *Items Needed to Complete the FAFSA* provides families with a list of the materials to successfully fill out the FAFSA.
- ✓ Share [StartWithFAFSA.org](http://StartWithFAFSA.org) *business cards* with high school seniors, their parents and college students to remind them to visit our FAFSA completion website. There, they'll find helpful FAFSA information, FAFSA video tutorials in English and Spanish, FAFSA Learning Modules and answers to their questions about the FAFSA. Download cards at [UCanGo2.org](http://UCanGo2.org).
- ✓ The *FSA ID Worksheet* guides students and their parents through the FSA ID creation process. Download these materials at [UCanGo2.org](http://UCanGo2.org) and provide them to the families you serve.
- ✓ Display the *FAFSA Poster* in high traffic areas at your school to remind students to submit their FAFSA. The poster includes important information about FAFSA completion and directs students to submit the application online or using their phone or tablet.
- ✓ Use the *Oklahoma FAFSA Data Portal*, a free, online tool to help you better assist your high school seniors to successfully complete the FAFSA. Authorized users will have access to student-level information regarding FAFSA completion status.

**All UCanGo2  
services are FREE!**

## FINISH THE FAFSA IN FIVE STEPS

- 1. CREATE A STUDENTAID.GOV ACCOUNT**
  - You need to create your own StudentAid.gov account to apply for, review, and manage your federal student aid.
  - Use your account username and password to access and electronically sign your FAFSA and student loan applications, make corrections to your FAFSA and more.
  - Go to StudentAid.gov to sign up. Click Create Account to get started.
  - Save your StudentAid.gov account to use again next year.
  - If you're a dependent student, review the **Who Needs a StudentAid.gov Account?** flyer to determine which parent(s) should also create an account. Update the StudentAid.gov Account worksheet at [ucan-go2.org](https://ucan-go2.org).
- 2. GATHER MATERIALS**
  - Social Security card.
  - W-2 forms and tax returns specified on the FAFSA.
  - Current balance of cash, checking and savings accounts.
  - Determine your dependency status with our **Dependency Questionnaire**.
  - If you're a dependent student, you'll also need your parents' financial information.
- 3. FILL IT OUT**
  - Apply online at FAFSA.gov.
  - Enter student and parent names as shown on Social Security cards.
  - Send your FAFSA results to up to 20 campuses.
  - Contributors must consent to have their Federal Tax Information (FTI) transferred to the FAFSA through the IRS.
- 4. SIGN & SUBMIT**
  - Review your answers from the Summary page to search for errors.
  - Review your Confirmation page for information about the campuses you've selected and an estimate of your federal aid eligibility.
- 5. FOLLOW UP**
  - Watch your email for a FAFSA Submission Summary and information from the institutions that received your FAFSA results.
  - Provide any other necessary documentation required by your institution, such as your accepted financial aid offer, and follow up with your college financial aid office if you have additional questions.

**RESOURCES**

- [UCanGo2.org](https://ucan-go2.org)
- [startwithfafsa.org](https://startwithfafsa.org)
- Visit [UCanGo2.org](https://ucan-go2.org) or [StartWithFAFSA.org](https://startwithfafsa.org) for helpful tools and information about planning and paying for education after high school. Contact us at [UCanGo2@ucan-go2.org](mailto:UCanGo2@ucan-go2.org) or [866-4ALLIAD](mailto:866-4ALLIAD).
- [FAFSA.gov](https://fafsa.gov)
- Complete and submit the FAFSA.
- StudentAid.gov
- Create a StudentAid.gov Account 3-5 days prior to starting your online FAFSA. Parents of dependent students will also need an account to access and sign the FAFSA.
- [ReadySetPay.org](https://readysetpay.org)
- Learn about making smart borrowing decisions and strategies for successful student loan repayment.
- [OKCollegestart.org](https://okcollegestart.org)
- Find useful tools and planning college costs, handy ways to make college costs more affordable and search for scholarships.
- [OklahomaMoneyMatters.org](https://oklahoma.gov)
- Find helpful tools and resources to empower you to make positive financial choices.
- Financial Aid Office**
- Contact your college financial aid office if you have questions or need to follow up after you've submitted the FAFSA.

## What's Your FAFSA Dependency Status? 2025-26

Answer 'yes' or 'no' to these questions to determine if you'll need to provide your parent's information.

Question	YES	NO
1. Were you born before January 1, 2027?	_____	_____
2. On the day you submit your FAFSA, are you married?	_____	_____
3. At the beginning of the 2025-26 school year, will you be working on a masters or doctorate program (such as an M.A., M.S.A., M.D., J.D., Ph.D., Ed.D., etc.)?	_____	_____
4. Are you currently serving on active duty in the U.S. Armed Forces for purposes other than training (if you are a National Guard or Reserve enlistee, are you or were you ever on active duty for other than training purposes)?	_____	_____
5. Are you a veteran of the U.S. armed forces?	_____	_____
6. Do you have children or other people (including a spouse) who live with you and receive more than half of their support from you, now and between July 1, 2025, and June 30, 2027?	_____	_____
7. At any time since you turned age 18, were you an orphan (no living or adoptive biological parents), were you in foster care or were you a dependent child of a court?	_____	_____
8. As determined by a court in your state of legal residence, are you or were you a legally emancipated minor?	_____	_____
9. Does someone other than your parent or step/parent have legal guardianship of you, as determined by a court in your state of legal residence?	_____	_____
10. At any time on or after July 1, 2024, were you unaccompanied and either 1) homeless or 2) self-supporting and at risk of being homeless?	_____	_____

**IF YOU ANSWERED YES TO ONE OR MORE OF THESE QUESTIONS, YOU ARE CONSIDERED AN INDEPENDENT STUDENT ON THE FAFSA.**

**IF YOU ANSWERED NO TO ALL THESE QUESTIONS, YOU ARE CONSIDERED A DEPENDENT STUDENT ON THE FAFSA.**

Applicants who indicate on their FAFSA form that they have virtual guardianship are unable to contact a parent or contact with a parent page in the system. All virtual guardianship status is subject to review upon reporting circumstances if they:

- List someone due to an abusive or threatening environment.
- Are associated by or estranged from their parents.
- Have religious or unique status and are separated from their parents, or their parents are displaced in a foreign country.
- Are in a court of law proceeding.
- Are incarcerated, or their parents are incarcerated, and contact with the parents would pose a risk to the student, or
- Are otherwise unable to contact or locate their parents.

**UCanGo2.org** **startwithfafsa.org**

## startwithfafsa.org UCanGo2!

### PARENTS,

Give your high school seniors the push they need to cross the finish line before graduation! Here are three ways you can help your senior apply for state and federal financial aid to offset college expenses.

- Create an FSA ID today! In order to add your financial information to your senior's online FAFSA, you'll need a Federal Student Aid ID (FSA ID). You'll use the same FSA ID each year to sign your student's online FAFSA. If you have more than one student in college, your FSA ID can be used for as many applications as necessary. Use these helpful resources as you navigate the FSA ID creation process: **FSA ID Worksheet and Who Needs an FSA ID? Flowchart**.
- Locate your tax information. Most high school seniors are considered "dependent" students, which means information is needed from you to complete the FAFSA. To complete the 2024-25 FAFSA, your senior will need information from your 2022 W-2 and tax return.
- Submit the FAFSA early. Gather your income and asset information so you'll be ready to submit the FAFSA as soon as possible after release - the 2024-25 FAFSA will be released in December. Remember, the sooner, the better.

### FINANCIAL AID RESOURCES

To create an FSA ID: [StudentAid.gov](https://StudentAid.gov)

To complete and submit the FAFSA: [FAFSA.gov](https://FAFSA.gov)

Tips on planning, preparing and paying for college: [UCanGo2.org](https://UCanGo2.org)

Information about FAFSA completion: [StartWithFAFSA.org](https://StartWithFAFSA.org)

Information about colleges in OK and nationwide: [OKCollegestart.org](https://OKCollegestart.org)

Information about colleges nationwide: [NCES.gov/CollegeNavigator](https://NCES.gov/CollegeNavigator)

Information on budgeting and saving for college: [OklahomaMoneyMatters.org](https://OklahomaMoneyMatters.org)

Information about the financial aid process: [StudentAid.gov](https://StudentAid.gov)

## UCanGo2! EVENT PLANNING CHECKLIST

Whether it's a student seminar, parent night or college fair, there are several things you can do to encourage student and parent participation when planning a college access event. UCanGo2! offers the following tips for planning, promoting and recruiting your next event. Check them off as you go to ensure it's a success!

### Logistics: Nail It Down

- Pick the date. Before you choose your date, think about potential conflicts with sporting events, concerts and other community events. It's best to avoid the day before and after a holiday, as well as Mondays and Fridays. Also, if you want parent participation, opt for evenings or weekends.
- Plan for your audience. As you plan your event, think about your audience. What information do they need to know? How can you present that information in a way that's fun and interesting? Try to spice things up by including activities and videos in your presentation.
- Secure funding early. If you're going to ask for donations, set early. Many organizations have an annual donation budget, so make your request early in the year before their resources are exhausted.
- Expand your team. Partner with other organizations or sponsors who share your goals and can provide support. They may be able to contribute money, volunteers or in-kind donations like refreshments. Consider listing them as a sponsor in your promotional materials or allowing them to distribute fliers or brochures at your event.

### Promotion: Get the Word Out

- Create promotional materials. Print posters and fliers to hang in relevant community organizations and businesses such as libraries, schools and churches. In your event promotion, clearly state the topics and what you're providing.
- Promote early and often. Send save-the-date notices, post bulletin board fliers, distribute handbills and advertise in school newspapers.
- Utilize free resources. Send email blasts, and don't forget to use your social media platforms to publicize your event. They're a great, no-cost way to get the word out.
- Get creative. Think of cheap, out-of-the-box advertising methods like chalking the sidewalks at your local school.
- Be strategic. Target audiences with an interest in the event, and get your promotional materials and advertising strategies toward that group.
- Offer incentives. Consider asking a local business to donate a table for your event materials. Remember to mention the price in your promotional materials to increase interest and attendance. Ask your teachers if they'd be willing to offer a few extra points to students who attend and bring back a signed brochure or handout from the event.
- Use your colleagues. Make an email list of history? Send invitations to the community and your colleagues in other organizations, and ask them to pass along the word to their contacts.
- Feed them. Providing a meal or refreshments is a great way to encourage attendance and make your participants feel valued.
- Provide directions. Post signs or markers outside the venue. If necessary, so people know where to go. You might also want to post signs to let people know where the presentation rooms and restrooms are located.

## STUDENTAID.GOV ACCOUNT WORKSHEET UCanGo2!

**FAFSA.gov**  
StudentAid.gov accounts are required for students and parents to access and electronically sign the FAFSA. Parent(s) of a dependent student will also need to create an account. **KEEP IN A SAFE PLACE.**

- 1. ENTER AN EMAIL ADDRESS**  
The email address must be unique to each individual. You will not be able to use the same email address for student and parent. DO NOT use high school email accounts.
- 2. CREATE A USERNAME**  
Must be 6-30 characters. Avoid using personal identifiers like your name or birthdate.
- 3. CREATE A PASSWORD**  
Must be 8-30 characters and contain upper- and lowercase letters and numbers. Avoid personal identifiers.
- 4. COMPLETE YOUR PROFILE**
  1. Enter your Social Security number, if you have one. Parents without Social Security numbers can create their own StudentAid.gov accounts.
  2. Enter your birthdate.
  3. Enter your name exactly as it is listed on your social security card.
- 5. CHALLENGE QUESTIONS & ANSWERS**  
There are four challenge questions and answers. Select the questions from drop-down menus and provide your answers below.
  1. \_\_\_\_\_
  2. \_\_\_\_\_
  3. \_\_\_\_\_
  4. \_\_\_\_\_
- 6. VERIFY YOUR EMAIL ADDRESS & MOBILE PHONE NUMBER**  
FA will send an email address verification code to verify your email address. FA will send a text message with a code used to verify your mobile phone number.
- 7. COMPLETE THE TWO-STEP VERIFICATION PROCESS**  
To verify the information used to create your StudentAid.gov account username and password, you'll need to set up at least one verification method to utilize two-step verification. Use one of those options: SMS Text, Email or download an Authenticator app.
- 8. KEEP TRACK OF IMPORTANT NUMBERS**  
A backup code will be generated when you create your account or when you enable two-step verification. The backup code lets you access your account if you can't use the two-step verification method. If it gets lost, log in to your account and select "Generate a New Backup Code" under "Two-Step Verification" in Settings. Contact Federal Student Aid at 1-800-875-4453 for assistance. Save your backup code here.

## Who needs a StudentAid.gov Account? For Dependent Students | 2025 - 2026 FAFSA

StudentAid.gov accounts are required for students and parents to access and electronically sign the FAFSA. The FAFSA will determine who needs a StudentAid.gov account as you advance through the application, but this document is intended to help you determine who needs to create an account ahead of time.

StudentAid.gov accounts should be created at least a week before starting the FAFSA. You can create one today by visiting [StudentAid.gov](https://StudentAid.gov) and clicking **Create Account**.

**COLOR KEY**

- Green:** Only the high parent(s) of a dependent student need their own StudentAid.gov account. The high parent(s) for a parent that provided more than half of the support over the past 12 months will need a StudentAid.gov account.
- Blue:** Both parents will need StudentAid.gov accounts to report to the financial aid office for 2025-26 enrollment.
- Orange:** If a family reports divorced or widowed, but 2025-26 enrollment will occur on or after July 1, 2025, the child(ren) may need only one StudentAid.gov account created by the January 1, 2025, enrollment. The account should connect to the financial aid office to report an income.
- Red:** Only the high parent will need a StudentAid.gov account to report to the financial aid office for 2025-26 enrollment.

Use UCanGo2's StudentAid.gov Account Worksheet to keep a record of your account information. It's available in English and Spanish at [ucan-go2.org](https://ucan-go2.org). Click **Publications & Tools** to access the worksheet.

**Need help paying for college?**  
Join Sample High School for an informational session covering important information about the Free Application for Federal Student Aid (FAFSA), a form that must be completed for your student to qualify for federal and some state financial aid.

**WHEN:**  
Friday, January 12, 2024

**WHERE:**  
Sample High School Cafeteria

**WHO:**  
Jane Smith, High School Counselor

**HOW:**  
Visit [sampleschool.edu](https://sampleschool.edu) to sign up or for more information.

*Remember—complete the FAFSA as soon as it's available, so that your financial aid package is complete before you begin classes.*

## Complete the 2024-25 FAFSA

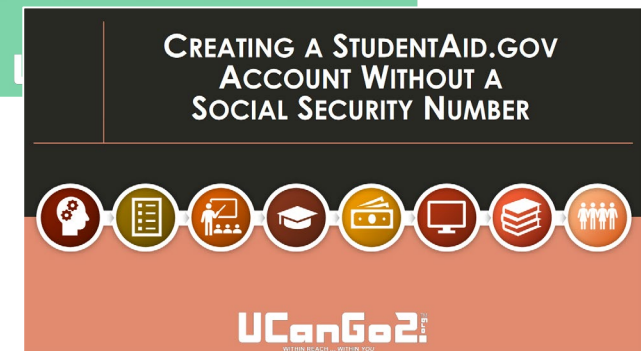
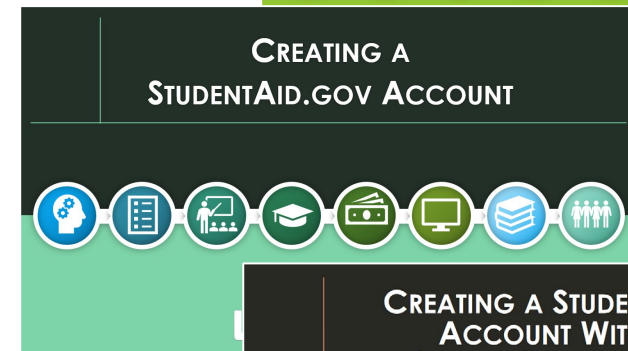
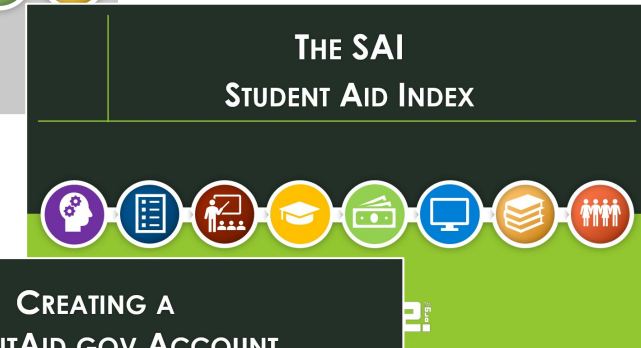
Copy link

Watch on **YouTube**





- Understanding Your Financial Aid Offer
- Student Aid Index
- Creating a StudentAid.gov Account
- Creating a StudentAid.gov Account Without a Social Security Number



Ready-to-Go PowerPoint Slides

[f](#) [X](#) [YouTube](#) 

[Select Language](#) · [Sign In](#) · [Create an Account](#)

---

**OKCOLLEGESTART.ORG**  
CLICK · COMPARE · CHOOSE

[CAREER PLANNING](#)  
 [HIGH SCHOOL PLANNING](#)  
 [COLLEGE PLANNING](#)  
 **[FINANCIAL AID PLANNING](#)**  
 [YOUR PORTFOLIO](#)

---

[FINANCIAL AID 101 FINANCIAL FITNESS](#)  
 [AFFORD COLLEGE](#)  
 [CALCULATORS](#)  
 [SCHOLARSHIPS](#)

---

**Financial Aid 101**

**1. The Basics**

Higher education is an investment in your future, and there are many options to help you pay for that investment. The first step is to understand these options and make the best decisions based on your family's situation.

- [What is financial aid? >](#)
- [What is a financial aid offer? >](#)
- [How much does college cost? >](#)
- [Oklahoma Tuition Breakdown >](#)
- [Financial Aid at Career Technology Centers >](#)

**Financial Aid Glossary**

APR, EFC, FDSLPL, FFELP, FAFSA, SAR. A bowl of alphabet soup, and more!

[Glossary and Program Details >](#)  
[Financial Aid Glosario >](#)

**2. Apply for Financial Aid**

You won't get any aid without taking the first step: you must APPLY!

You are not obligated to accept any financial aid you are offered, so there's no harm in applying.

- [How do I apply for financial aid? >](#)
- [Helpful Hints for Applying >](#)
- [Scholarships and Grants >](#)
- [Student Loans >](#)
- [Ask for more information >](#)

**Oklahoma Grants Based on Need**

[Oklahoma Tuition Aid Grant >](#)  
[Oklahoma Tuition Equalization Grant >](#)

**3. Know Your Responsibilities**

Financial aid comes with responsibilities that continue throughout your college career. To continue receiving aid, you'll need to keep working toward your degree and submit a FAFSA each year.

- [What is Satisfactory Academic Progress? >](#)
- [What happens if I withdraw from school? >](#)
- [What if my circumstances change? >](#)
- [Maintain Oklahoma's Promise Eligibility >](#)

**Federal Grants Based on Need**

[What is a Federal Pell Grant? >](#)  
[What is a Federal Supplemental Educational Opportunity Grant? >](#)



**OKcollegestart.org**  
 Financial Aid Planning  
 Financial Aid 101

**Financial Aid 101 on OKcollegestart**





### FAFSA *(Free Application for Federal Student Aid)*

The FAFSA opens the door to financial aid. Even if you are not sure that you will need financial aid, it's recommended that you and your parent/guardians fill out a **FAFSA application** anyway – it's free. Learn more about **FAFSA**.

Add FAFSA Plan



### FAFSA *(Free Application for Federal Student Aid)*

The FAFSA opens the door to financial aid. Even if you are not sure that you will need financial aid, it's recommended that you and your parent/guardians fill out a **FAFSA application** anyway – it's free. Learn more about **FAFSA**.

#### FAFSA Plan

Which option applies to you?

Select an option

Select an option

I plan to fill out the FAFSA

I do not plan to complete the FAFSA

I submitted the FAFSA

Cancel

# StartWithFAFSA.org

> Frequently asked questions

> Special circumstances

> English & Spanish FAFSA tutorial video

> FAFSA promotional videos

startwithfafsa.org

The screenshot shows the homepage of startwithfafsa.org. At the top, the logo 'startwithfafsa.org' is displayed in a colorful font, with the tagline 'What you need to know about submitting the Free Application for Federal Student Aid' below it. Logos for UCanGo2!, CAP, and Oklahoma State Board of Higher Education are also present. A navigation menu includes links for ABOUT, FAQs, RESOURCES, VIDEOS, FAFSA FASTTRACK, FAFSA WEBINARS, and CONTACT US. The main content area features a search bar, a featured article titled 'Understanding Financial Aid Offers' with a 'Continue Reading' button, and a 'SCHOLARSHIPS' graphic. A sidebar on the right contains a search bar and a list of categories including FAFSA.gov, Oklahoma FAFSA Data Portal, and social media links.

**Categories**

- Apply Online
- Careers
- College Exploration
- College Planning
- College Visit
- Deadlines
- Dependency Status
- FAFSA
- FAFSA Errors
- Financial Aid Offers
- Financial Need
- FSA ID
- Grants and Scholarships
- Homeless Youth
- Military
- Money Management
- Resume
- Spanish Resources
- Student Aid Index (SAI)
- Student Aid Report (SAR)
- Student Loans
- Students and Parents
- Tax Information
- Types of Financial Aid
- UCanGo2 Resources
- Uncategorized
- Work Study

StartWithFAFSA.org

## FAFSA Videos

- > English and Spanish Tutorials
- > Why is the FAFSA Such a Big Deal?
- > Step-by-step FAFSA Walkthrough

The screenshot displays the website's header with the logo 'startwithfafsa.org' and the tagline 'What you need to know about submitting the Free Application for Federal Student Aid'. Logos for UCanGo2! and CAP are also present. A navigation menu includes 'ABOUT', 'FAQS', 'RESOURCES', 'VIDEOS', 'FAFSA FAST TRACK', 'FAFSA WEBINARS', and 'CONTACT US'. Below the menu is a 'Videos' section with three video thumbnails: 'FAFSA Tutorial Video English', 'FAFSA Tutorial Video Spanish', and 'FAFSA and Financial Aid'. To the right is a search bar and a list of links including 'FAFSA.gov', 'Oklahoma FAFSA Data Portal', and 'Email Us Your FAFSA Question!'. At the bottom right, there is a section for 'Complete the FAFSA at FAFSA.gov' with a laptop image and a 'Categories' label.



Colleges & Career Techs across the state will host **FAFSA events** for your students to receive assistance submitting the form.

The screenshot shows the website [startwithfafsa.org](http://startwithfafsa.org) with the tagline "What you need to know about submitting the Free Application for Federal Student Aid". The navigation menu includes "ABOUT", "FAQS", "RESOURCES", "VIDEO", "FAFSA FASTTRACK" (highlighted with a red circle), "AFSA WEBINARS", and "CONTACT US". The main heading is "FAFSA FastTrack". Below this, there is a large "FAFSA FastTrack" logo. A search bar is present with a "Search" button. A list of links includes "FAFSA.gov", "Oklahoma FAFSA Data Portal", "Email Us Your FAFSA Question!", "Email Us Your FAFSA Question in Spanish!", and "Connect with UCanGo2 on Facebook!". At the bottom, there are logos for "UCanGo2", "CAP", "startwithfafsa.org", and "FAFSA FastTrack". A small image of a laptop displaying the FAFSA application form is also visible.

- > **FAFSA completion events** at colleges and career techs across the state
- > Designated period for **FAFSA events**
- > Locations to be posted on **FAFSAFastTrack.org**
- > Currently **30 colleges and career techs** are signed up to participate

**FAFSA FastTrack**

**startwithfafsa.org**  
What you need to know about submitting the Free Application for Federal Student Aid

UCanGo2! CAP OKLAHOMA STATE REGENTS FOR HIGHER EDUCATION

ABOUT FAQS RESOURCES VIDEO **FAFSA FASTTRACK** FAFSA WEBINARS CONTACT US

## FAFSA FastTrack

**FAFSA**  
»»FastTrack

FAFSA FastTrack, an initiative of the Oklahoma State Regents for Higher Education and the Oklahoma College Assistance Program, is a series of FAFSA (Free Application for Federal Student Aid) completion events to be held at colleges, universities and career technology centers across the state. The purpose of FAFSA FastTrack is to help Oklahoma high school seniors fulfill their graduation requirements by completing and submitting a FAFSA.

FAFSA completion event dates and venues will be added here as events are scheduled.

Stay tuned for further updates! Please continue to monitor this webpage for additional information about our FAFSA FastTrack events as it becomes available.

Search

FAFSA.gov

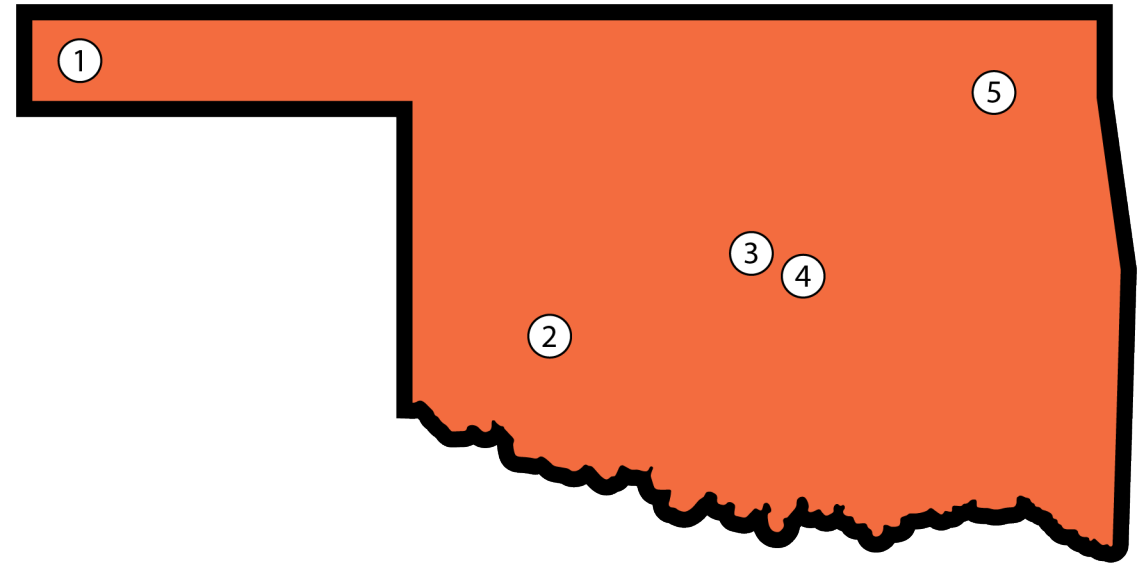
Oklahoma FAFSA Data Portal

Email Us Your FAFSA Question!

Email Us Your FAFSA Question in Spanish!

Connect with UCanGo2 on Facebook!

Complete the FAFSA at FAFSA.gov



## SAMPLE EVENTS



- Oklahoma Panhandle State University**  
November 3, 1:00 pm – 5:00 pm  
Student Union



- University of Science and Arts of Oklahoma**  
November 13-15, 5:00 – 7:00 pm  
Simpson Building



- Moore-Norman Technology Center**  
November 7, 6:00 pm  
Administration Bldg.



# Monthly FAFSA Webinars

- > OCAP will offer monthly webinars on FAFSA updates beginning in August.
- > 2<sup>nd</sup> Wednesday of the month at 10:00 am
- > Webinars will be recorded

[StartWithFAFSA.org/fafsa-webinars](https://StartWithFAFSA.org/fafsa-webinars)

The screenshot shows the website for [startwithfafsa.org](https://startwithfafsa.org). The navigation menu includes links for ABOUT, FAQs, RESOURCES, VIDEOS, FAFSA FASTTRACK, **FAFSA WEBINARS** (circled in red), and CONTACT US. Below the navigation is a green header with the text "FAFSA Webinars". The main content area features the FAFSA logo, the text "FAFSA Monthly Webinars", and an invitation to join webinars on the second Wednesday of each month. It also lists webinar dates and registration links for August, September, October, and November. On the right side, there is a search bar and several links, including "Email Us Your FAFSA Question!" and "Connect with UCanGo2 on Facebook!".

**FAFSA Webinars**



# Monthly FAFSA Webinars

> Registration is open for all webinars!

[StartWithFAFSA.org/fafsa-webinars](https://StartWithFAFSA.org/fafsa-webinars)



## FAFSA Monthly Webinars

We invite you to join us on the second Wednesday of each month for our informative FAFSA webinars. These webinars will provide valuable information and resources to assist you with the FAFSA process. As the new FAFSA graduation requirement goes into effect for Oklahoma's 2024-25 seniors, we hope you'll find these monthly events to be beneficial.

Webinar dates and registration links are provided here. Each webinar will be recorded and made available for future reference on this platform. The topics covered each month will be based on the latest information pertaining to the FAFSA and financial aid.

- **August 14 at 10 a.m.:** Register [here](#)
  - New FAFSA graduation requirement
  - FAFSA Data Portal
  - FAFSA FastTrack
- **September 11 at 10 a.m.:** Register [here](#)
  - StudentAid.gov accounts
  - FAFSA resources
  - 2025-26 FAFSA
- **October 9 at 10 a.m.:** Register [here](#)
  - New FAFSA
  - FAFSA Data Portal
  - FAFSA FastTrack
- **November 13 at 10 a.m.:** Register [here](#)
  - Topics to be announced soon

**FAFSA Webinars**

# What **FAFSA** resources do you wish you had?

- > FAFSA Flyers
- > FAFSA Promo Videos
- > Email Templates
- > Centralized List of Statewide FAFSA Events
- > Social Media Posts
- > [FAFSAFastTrack.org](https://www.fafsa.gov/fast-track)

Resources Coming This Fall



# Contact us for help!



**Kelli Kelnar**  
**kkelnar@ocap.org**



**UCanGo2@ocap.org**



**OKcollegestart@ocap.org**



# OCAP Outreach Team



**Letha Huddleston**  
[lhuddleston@ocap.org](mailto:lhuddleston@ocap.org)



**Robbie Leftwich**  
[rleftwich@ocap.org](mailto:rleftwich@ocap.org)



**Kay Walck**  
[kwalck@ocap.org](mailto:kwalck@ocap.org)




**Kelli Kelnar**  
[kkelnar@ocap.org](mailto:kkelnar@ocap.org)



# Join Our Team!

## Outreach Specialist

<https://osrhe.peopleadmin.com/postings/941>



**Questions?**